

LISTA DE APLICACIONES - BUYERS GUIDE

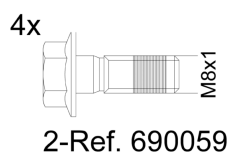
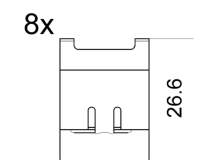
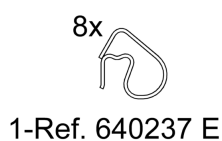
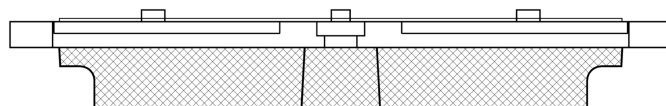
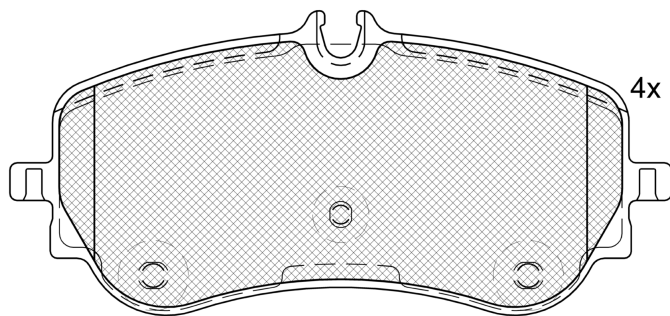
LM2301



Qty: 517

Weight: 1.920

O.E.M.	MAKE
2H6 698 451	VW
2H6 698 451 A	VW
2N0 698 451	VW
65508206002	MAN
65508206005	MAN



LM2301

90R-02A1663/5196



Chassis Brake Int. (Bosch)

141.2x65x19.1

WVA	FMSI
22802	D2197-9438
MAKE	
MAN	
VW	



Trac.	CC	Kw	CV
-------	----	----	----



Front / Rear

MAN

TGE 02.17-

							Bus (Minibus-M2-Segment)		
2.0 TDI (DAUB)		Diesel	FWD	1968	75	102	02.17-06.24		■
2.0 TDI RWD		Diesel	RWD	1968	90	122	01.19-12.21		■
2.0 TDI (DAUA)		Diesel	FWD	1968	103	140	02.17-		■
2.0 TDI AWD (DAUA)		Diesel	4WD	1968	103	140	02.17-		■
2.0 TDI (DAVA)		Diesel	FWD	1968	130	177	02.17-		■
2.0 TDI AWD (DAVA)		Diesel	4WD	1968	130	177	02.17-		■
2.0 TDI RWD (DAVA)		Diesel	RWD	1968	130	177	02.17-06.24		■

TGE (UZ_) 11.16-

							Platform/Chassis (LCVs-N1 Segment)		
2.0 TDI (DAUB)		Diesel	FWD	1968	75	102	11.16-06.24		■
2.0 TDI RWD (DASA)		Diesel	RWD	1968	90	122	08.17-12.21		■
2.0 TDI (UZB, UZC, 08V, UZH, UZI, 10V, UZO, UZP, 21V,... (DAUA)		Diesel	FWD	1968	103	140	11.16-		■
2.0 TDI AWD (UZB, UZC, 15V, UZH, UZI, 19V, UZO, UZP,... (DAUA)		Diesel	4WD	1968	103	140	11.17-		■
2.0 TDI RWD (UZB, UZC, UZH, UZI, UZO, UZP, 14V, 18V, 22V... (DASB)		Diesel	RWD	1968	103	140	11.17-		■
2.0 TDI (UZB, UZC, UZH, UZI, UZO, UZP, UZJ, UZK, 14V,...		Diesel	FWD	1968	120	163	11.22-		■
2.0 TDI AWD (UZB, UZC, UZH, UZI, UZO, UZP, 15V, 19V)		Diesel	4WD	1968	120	163	11.22-		■
2.0 TDI RWD (UZB, UZC, UZH, UZI, UZO, UZP, 14V, 18V, 22V...)		Diesel	RWD	1968	120	163	03.23-		■
2.0 TDI (DAVA)		Diesel	FWD	1968	130	177	11.16-		■
2.0 TDI AWD (DAVA)		Diesel	4WD	1968	130	177	11.17-		■
2.0 TDI RWD (DAWA)		Diesel	RWD	1968	130	177	07.17-06.24		■

LISTA DE APLICACIONES - BUYERS GUIDE

TGE 02.17-					Van (LCVs-N1 Segment)			
eTGE (35V, UXB) (EBHA)	Eléctrico	FWD			100	136	07.18-	■
2.0 TDI (01V, 03V, 36V, UYB, UYC, UYD) (DAUB)	Diesel	FWD	1968		75	102	02.17-06.24	■
2.0 TDI RWD (11V, 12V, 33V, 34V, UYB, UYC, UYD) (DASA)	Diesel	RWD	1968		90	122	08.17-12.21	■
2.0 TDI (01V, 03V, 36V, UYB, UYC, UYD) (DAUA)	Diesel	FWD	1968		103	140	02.17-	■
2.0 TDI AWD (02V, 04V, 37V, UYB, UYC, UYD) (DAUA)	Diesel	4WD	1968		103	140	04.17-	■
2.0 TDI RWD (11V, 12V, UYB, UYC, UYD) (DASB)	Diesel	RWD	1968		103	140	10.17-	■
2.0 TDI (UYB, UYC, UYD, 01V, 09V, 03V, 10V)	Diesel	FWD	1968		120	163	11.22-	■
2.0 TDI AWD (UYB, UYC, UYD, 02V, 04V)	Diesel	4WD	1968		120	163	11.22-	■
2.0 TDI RWD (UYB, UYC, UYD, 11V, 12V, 33V)	Diesel	RWD	1968		120	163	03.23-	■
2.0 TDI (01V, 03V, 36V, UYB, UYC, UYD) (DAVA)	Diesel	FWD	1968		130	177	02.17-	■
2.0 TDI AWD (02V, 04V, 37V, UYB, UYC, UYD) (DAVA)	Diesel	4WD	1968		130	177	03.17-	■
2.0 TDI RWD (11V, 12V, 33V, 34V, UYB, UYC, UYD) (DAWA)	Diesel	RWD	1968		130	177	05.17-06.24	■
VW								
AMAROK (2HA, 2HB, S1B, S6B, S7A, S7B, AGD) 09.10-					Pickup (Pick-Up Truck)			
2.0 TSI (CFPA)	Gasolina	RWD	1984		118	160	12.10-10.16	■
2.0 TDI (CDBA)	Diesel	RWD	1968		90	122	09.10-10.13	■
2.0 TDI (CNFA)	Diesel	RWD	1968		90	122	09.10-10.13	■
2.0 TDI 4motion (CDBA)	Diesel	4WD	1968		90	122	09.10-10.13	■
2.0 TDI 4motion (CNFA)	Diesel	4WD	1968		90	122	09.10-10.13	■
2.0 TDI (CNFB)	Diesel	RWD	1968		103	140	07.12-	■
2.0 TDI 4motion (CNFB)	Diesel	4WD	1968		103	140	06.12-05.22	■
2.0 BiTDI (CDCA)	Diesel	RWD	1968		120	163	09.10-08.12	■
2.0 BiTDI 4motion (CDCA)	Diesel	4WD	1968		120	163	09.10-08.12	■
2.0 BiTDI (CNEA)	Diesel	RWD	1968		132	180	11.11-	■
2.0 BiTDI (CSHA)	Diesel	RWD	1968		132	180	11.11-	■
2.0 BiTDI 4motion (CNEA)	Diesel	4WD	1968		132	180	11.11-	■
2.0 BiTDI 4motion (CSHA)	Diesel	4WD	1968		132	180	11.11-	■
3.0 TDI (DDXA)	Diesel	RWD	2967		120	163	06.16-06.20	■
3.0 TDI 4motion (DDXA)	Diesel	4WD	2967		120	163	06.16-06.20	■
3.0 TDI 4motion (DDXB)	Diesel	4WD	2967		150	204	06.16-08.20	■
3.0 TDI 4motion (DDXC)	Diesel	4WD	2967		165	224	06.16-05.22	■
3.0 TDI 4motion (DDXE)	Diesel	4WD	2967		190	258	05.18-	■
AMAROK (S1B, S6B, S7B) 09.11-					Platform/Chassis (LCVs-N1 Segment)			
2.0 TDI (CNFB)	Diesel	RWD	1968		103	140	09.11-10.16	■
2.0 TDI 4motion (CNFB)	Diesel	4WD	1968		103	140	09.11-10.16	■
2.0 BiTDI (CNEA)	Diesel	RWD	1968		132	180	05.12-10.16	■
2.0 BiTDI (CSHA)	Diesel	RWD	1968		132	180	05.12-10.16	■
2.0 BiTDI 4motion (CNEA)	Diesel	4WD	1968		132	180	09.11-07.19	■
2.0 BiTDI 4motion (CSHA)	Diesel	4WD	1968		132	180	09.11-07.19	■
3.0 TDI 4motion (DDXB)	Diesel	4WD	2967		150	204	06.16-08.20	■
3.0 TDI 4motion (DDXE)	Diesel	4WD	2967		190	258	05.18-05.22	■
CRAFTER II (SYI, SYJ) 09.16-					Bus (Minibus-M2-Segment)			
2.0 TDI FWD (DAUB)	Diesel	FWD	1968		75	102	10.16-06.24	■
2.0 TDI 4motion (DAUA)	Diesel	4WD	1968		103	140	04.17-	■
2.0 TDI FWD (DAUA)	Diesel	FWD	1968		103	140	09.16-	■

LISTA DE APLICACIONES - BUYERS GUIDE

2.0 TDI 4motion (DAVA)	Diesel	4WD	1968	130	177	03.17-	■
2.0 TDI FWD (DAVA)	Diesel	FWD	1968	130	177	09.16-	■
CRAFTER II (SZ_) 11.16-						Platform/Chassis (LCVs-N1 Segment)	
2.0 TDI FWD (SZB, SZC, SZH, SZI, SZJ, SZK, SZO, SZP, SZS... (DAUB))	Diesel	FWD	1968	75	102	11.16-06.24	■
2.0 TDI RWD (SZB, SZC, SZD, SZO, SZP, SZQ, SZU, SZV) (DASC)	Diesel	RWD	1968	80	109	11.16-06.24	■
2.0 TDI RWD (SZB, SZC, SZD, SZO, SZP, SZQ, SZU, SZV) (DASA)	Diesel	RWD	1968	90	122	08.17-12.21	■
2.0 TDI 4motion (SZB, SZC, SZH, SZI, SZO, SZP, SZU, SZV) (DAUA)	Diesel	4WD	1968	103	140	11.17-	■
2.0 TDI FWD (SZB, SZC, SZH, SZI, SZJ, SZK, SZO, SZP, SZS... (DAUA))	Diesel	FWD	1968	103	140	11.16-	■
2.0 TDI RWD (SZB, SZC, SZD, SZO, SZP, SZQ, SZU, SZV) (DASB)	Diesel	RWD	1968	103	140	11.17-	■
2.0 TDI 4motion (SZB, SZC, SZH, SZI, SZO, SZP, SZU, SZV)	Diesel	4WD	1968	120	163	11.22-	■
2.0 TDI FWD (SZB, SZC, SZH, SZI, SZJ, SZK, SZO, SZP, SZS...)	Diesel	FWD	1968	120	163	11.22-	■
2.0 TDI RWD (SZB, SZC, SZD, SZO, SZP, SZQ, SZU, SZV)	Diesel	RWD	1968	120	163	03.23-	■
2.0 TDI 4motion (SZB, SZC, SZH, SZI, SZO, SZP, SZU, SZV) (DAVA)	Diesel	4WD	1968	130	177	11.17-	■
2.0 TDI FWD (SZB, SZC, SZH, SZI, SZJ, SZK, SZO, SZP, SZS... (DAVA))	Diesel	FWD	1968	130	177	11.16-	■
2.0 TDI RWD (SZB, SZC, SZD, SZO, SZP, SZQ, SZU, SZV) (DAWA)	Diesel	RWD	1968	130	177	07.17-06.24	■
CRAFTER II (SY_, SX_) 09.16-						Van (LCVs-N1 Segment)	
e-Crafter FWD (SXB) (EBHA)	Eléctrico	FWD		100	136	07.18-	■
2.0 TDI FWD (SYB, SYC, SYD) (DAUB)	Diesel	FWD	1968	75	102	09.16-06.24	■
2.0 TDI RWD (SYB, SYC, SYD) (DASC)	Diesel	RWD	1968	80	109	05.17-06.24	■
2.0 TDI RWD (SYB, SYC, SYD) (DASA)	Diesel	RWD	1968	90	122	08.17-12.21	■
2.0 TDI 4motion (SYB, SYC, SYD) (DAUA)	Diesel	4WD	1968	103	140	04.17-	■
2.0 TDI FWD (SYB, SYC, SYD) (DAUA)	Diesel	FWD	1968	103	140	09.16-	■
2.0 TDI RWD (SYB, SYC, SYD) (DASB)	Diesel	RWD	1968	103	140	10.17-	■
2.0 TDI 4motion (SYB, SYC, SYD)	Diesel	4WD	1968	120	163	11.22-	■
2.0 TDI FWD (SYB, SYC, SYD)	Diesel	FWD	1968	120	163	11.22-	■
2.0 TDI RWD (SYB, SYC, SYD)	Diesel	RWD	1968	120	163	03.23-	■
2.0 TDI 4motion (SYB, SYC, SYD) (DAVA)	Diesel	4WD	1968	130	177	03.17-	■
2.0 TDI FWD (SYB, SYC, SYD) (DAVA)	Diesel	FWD	1968	130	177	09.16-	■
2.0 TDI RWD (SYB, SYC, SYD) (DAWA)	Diesel	RWD	1968	130	177	05.17-06.24	■
GRAND CALIFORNIA Camper (SCB, SCC) 04.19-						Bus (Minibus-M2-Segment)	
2.0 TDI 4motion	Diesel	4WD	1968	103	140	04.19-	■
2.0 TDI FWD	Diesel	FWD	1968	103	140	04.19-	■
2.0 TDI 4motion	Diesel	4WD	1968	120	163	10.24-	■
2.0 TDI FWD	Diesel	FWD	1968	120	163	10.24-	■
2.0 TDI 4motion (DAVA)	Diesel	4WD	1968	130	177	04.19-	■
2.0 TDI FWD (DAVA)	Diesel	FWD	1968	130	177	04.19-	■